

# Microsoft® Official Course



Module 13

Recovering Windows 8.1

**Microsoft®**

# Module Overview

- File Recovery in Windows 8.1
- Recovery Options in Windows 8.1

# Lesson 1: File Recovery in Windows 8.1

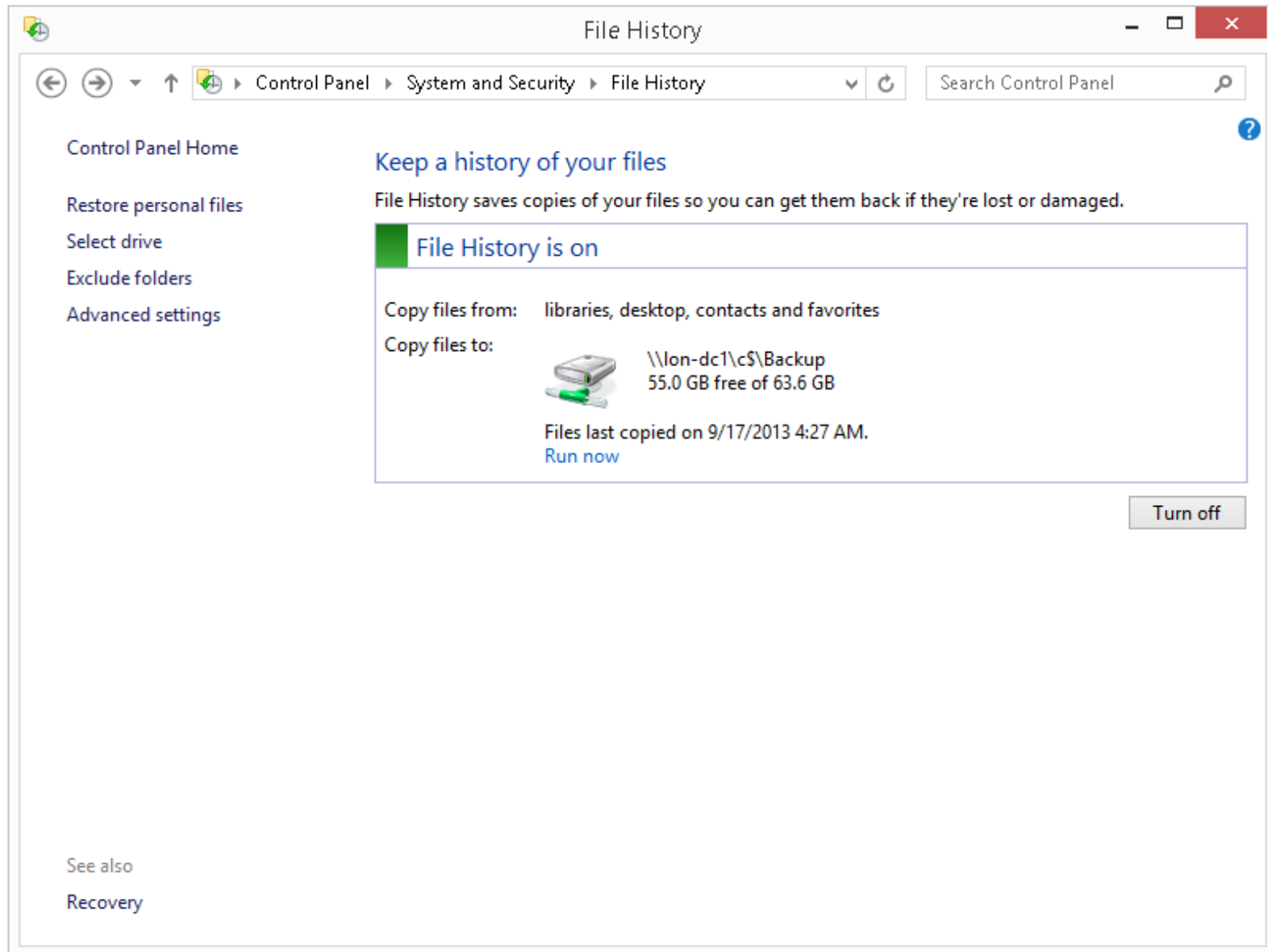
- The Importance of File Recovery
- What Is the File History Tool?
- Demonstration: Recovering Files

# The Importance of File Recovery

## File backup:

- Protects against accidental deletion
- Provides recovery from virus infection
- Provides for multiple versions of files and folders
- Protects against total computer data loss
- Helps ensure data availability

# What Is the File History Tool?



# Demonstration: Recovering Files

In this practice session, you will:

- Create and edit a Microsoft Word document
- Enable and configure File History
- Test File History



## Lesson 2: Recovery Options in Windows 8.1

- Advanced Options
- Windows System Restore
- System Image Recovery
- Refresh Your PC
- Reset Your PC
- Demonstration: Exploring Recovery Options



# Advanced Options

## ← Advanced options



### System Restore

Use a restore point recorded on your PC to restore Windows



### Command Prompt

Use the Command Prompt for advanced troubleshooting



### System Image Recovery

Recover Windows using a specific system image file



### Startup Settings

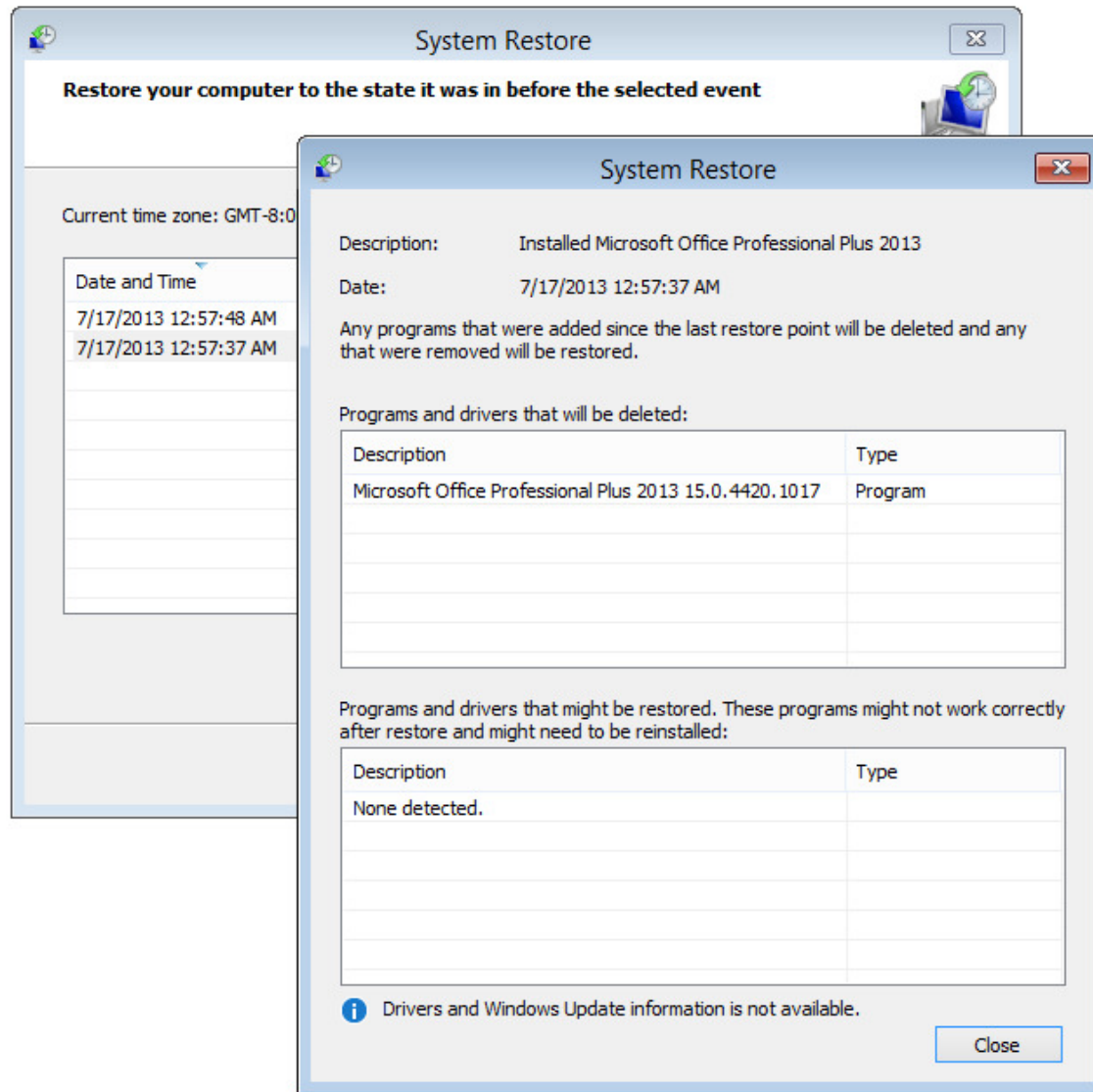
Change Windows startup behavior



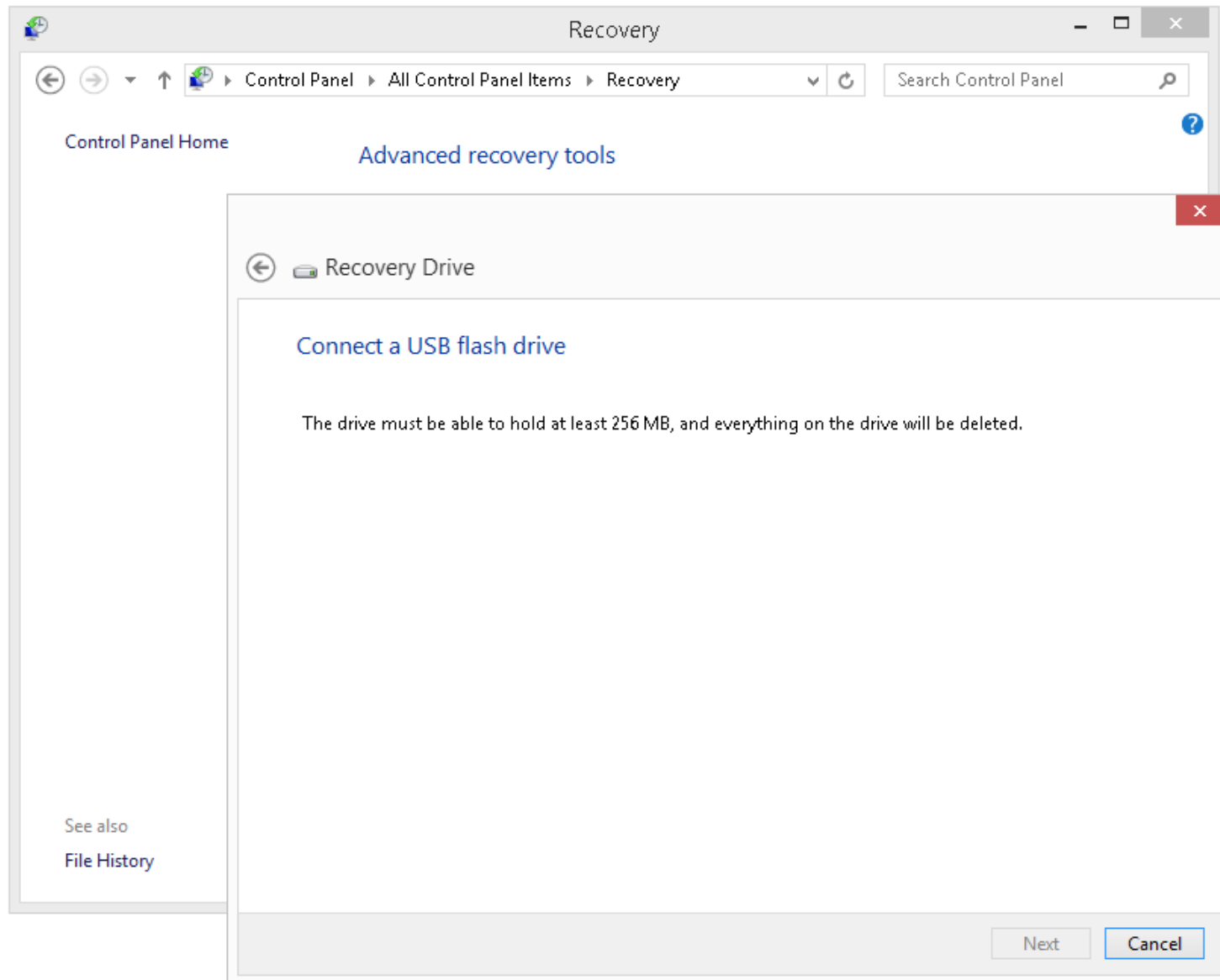
### Startup Repair

Fix problems that keep Windows from loading

# Windows System Restore



# System Image Recovery



# System Image Recovery

## ← Advanced options



### System Restore

Use a restore point recorded on your PC to restore Windows



### Command Prompt

Use the Command Prompt for advanced troubleshooting



### System Image Recovery

Recover Windows using a specific system image file



### Startup Repair

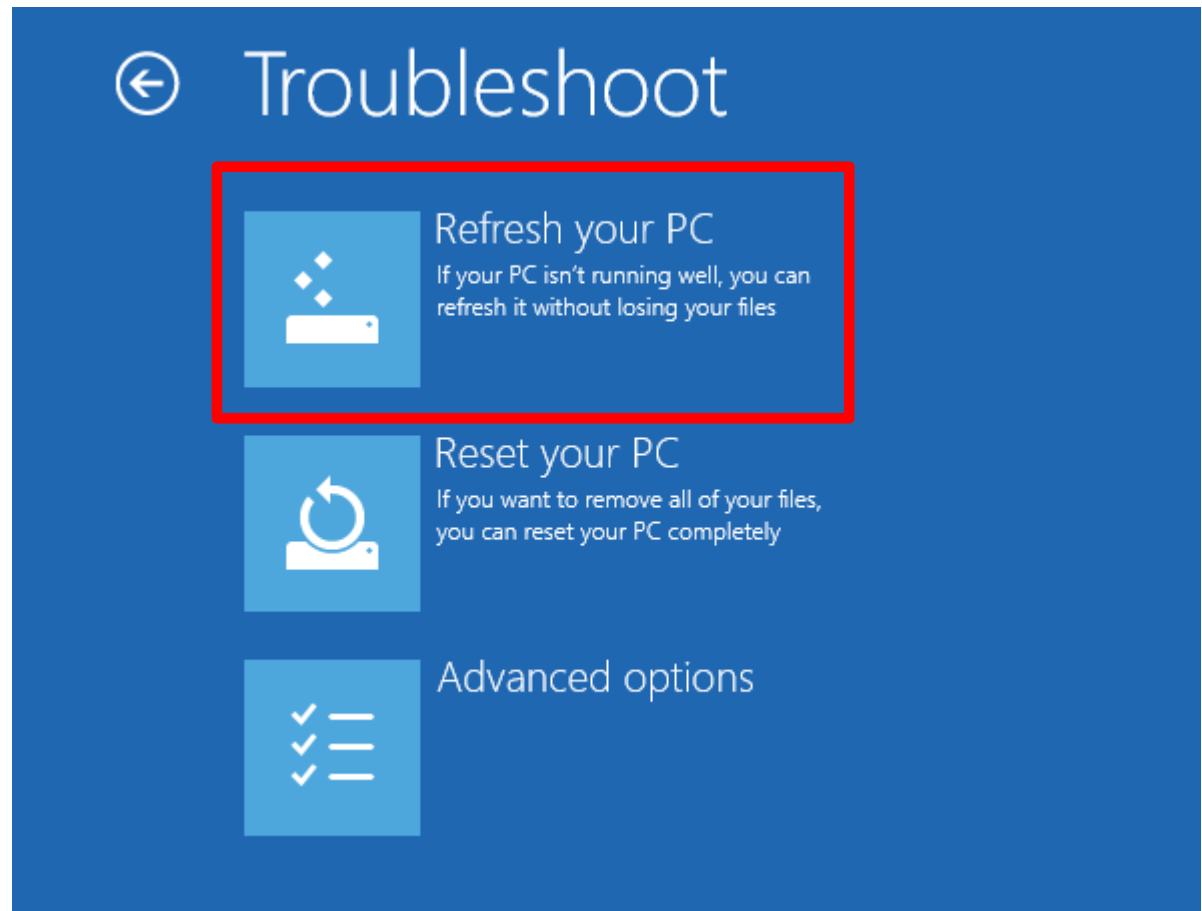
Fix problems that keep Windows from loading



# Refresh Your PC

A refresh will:

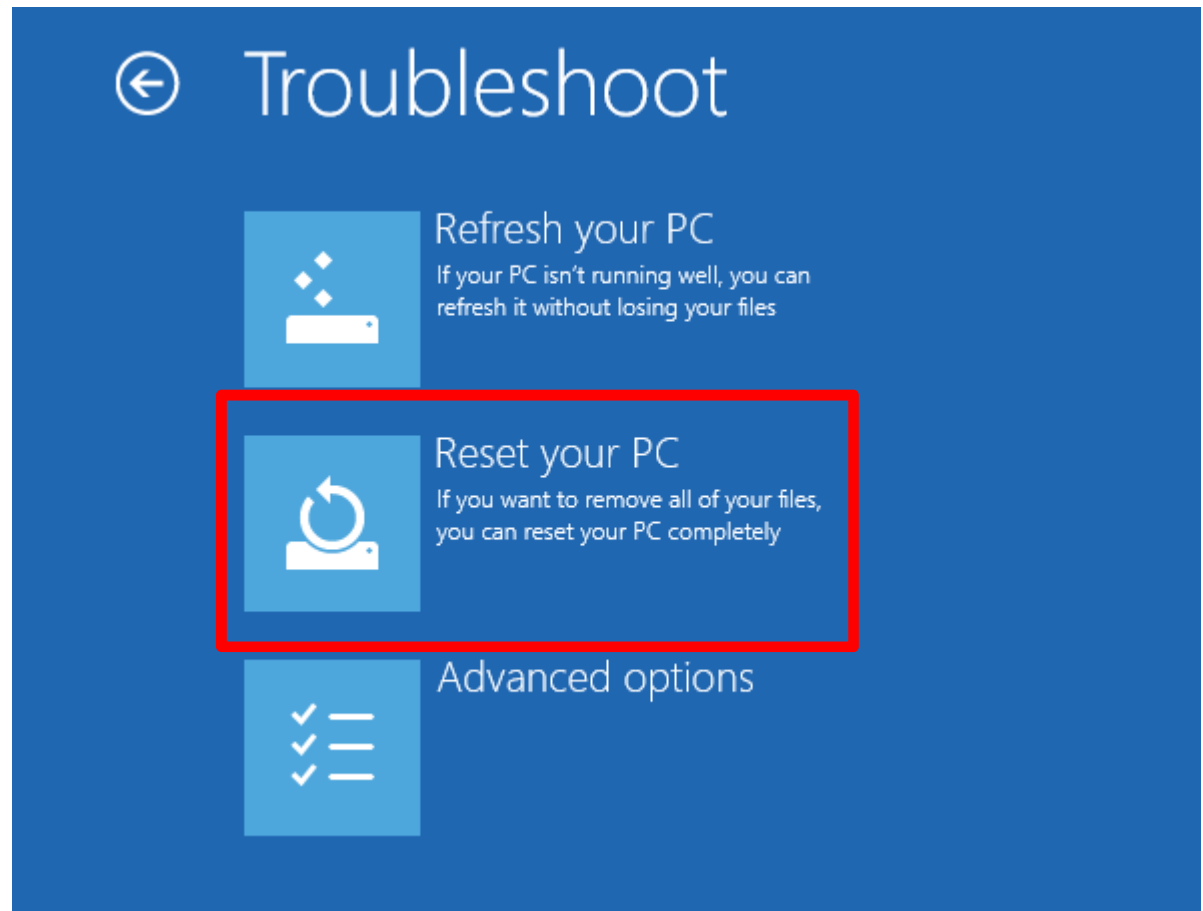
- Retain Windows Store apps
- Remove desktop apps
- Retain your settings and personal files
- Revert the computer's settings



# Reset Your PC

A reset will:

- Remove all apps
- Remove your settings and personal files
- Revert the computer's settings



# Demonstration: Exploring Recovery Options

In this practice session, you will:

- Initiate the Refresh your PC process
- Initiate the Reset your PC process







# Lab A: Troubleshooting a Windows 8.1 Computer (1)

- Exercise 1: Recovering Files in Windows® 8.1

## Logon Information

Virtual machines:           20688D-LON-DC1  
                                      20688D-LON-CL1

User name:                   **Adatum\Administrator**  
Password:                   **Pa\$\$w0rd**

Estimated Time: 30 minutes



## Lab Scenario

A user has reported a problem with his computer. The help desk has investigated the incident, and has escalated the problem to you for resolution.

Note: The problem reported and its solution may have nothing to do with the content discussed in this module.

## Lab Review

- What was your approach to the scenario? How did your approach differ from the class-guided approach?

## Lab B: Troubleshooting a Windows 8.1 Computer (2)

- Exercise 1: Recovering a Windows 8.1 Computer

### Logon Information

Virtual machines:	20688D-LON-DC1 20688D-LON-CL1
User name:	<b>Adatum\Administrator</b>
Password:	<b>Pa\$\$w0rd</b>

Estimated Time: 30 minutes



## Lab Scenario

A user has reported a problem with her computer. The help desk has investigated the incident, and has escalated the problem to you for resolution.

Note: The problem reported and its solution may not correlate directly with the content discussed in this module.



## Lab Review

- What was your approach to the scenario? How did your approach differ from the class-guided approach?

# Module Review and Takeaways

- Review Questions

# Course Evaluation

